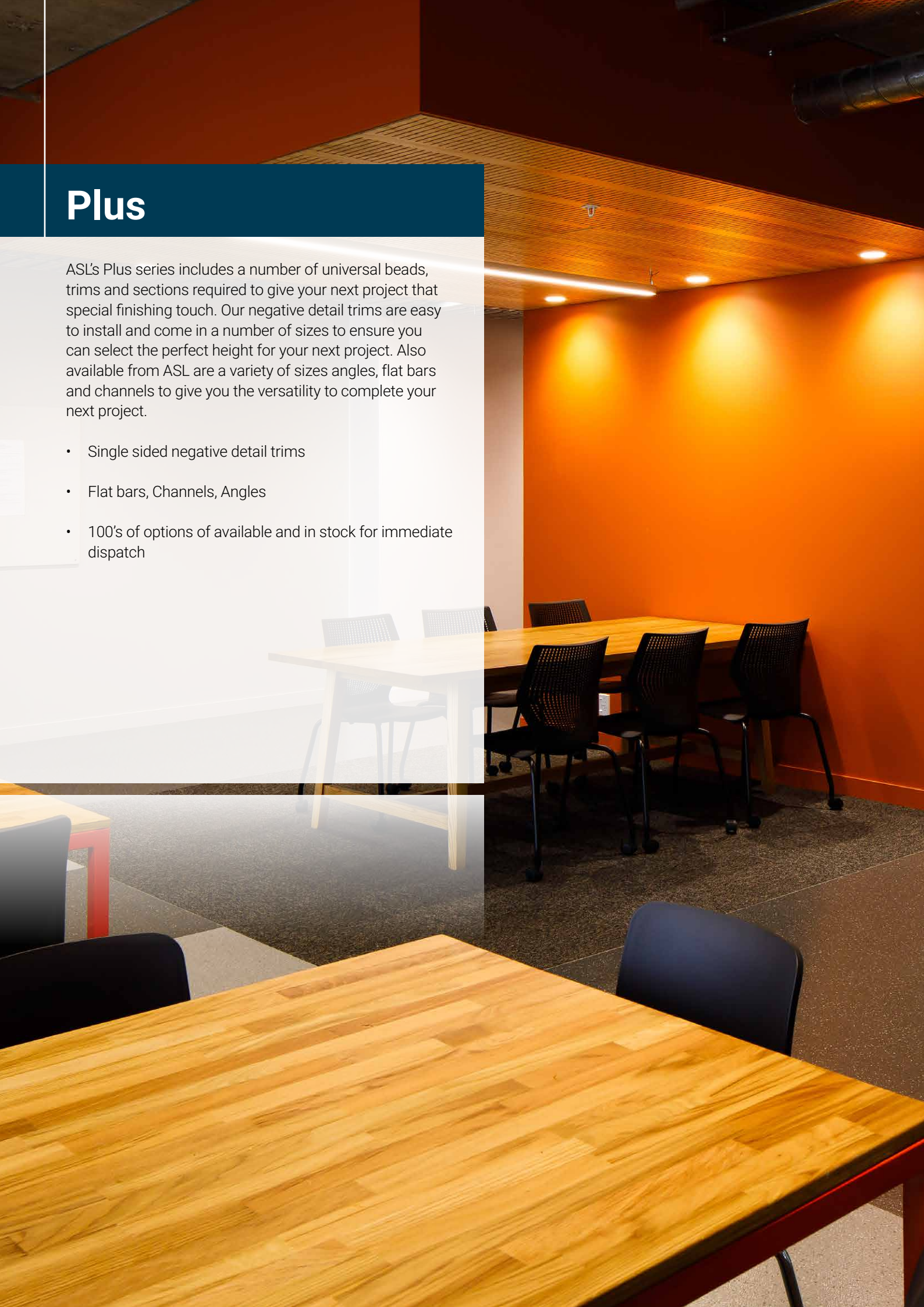


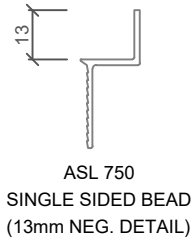
Plus

ASL's Plus series includes a number of universal beads, trims and sections required to give your next project that special finishing touch. Our negative detail trims are easy to install and come in a number of sizes to ensure you can select the perfect height for your next project. Also available from ASL are a variety of sizes angles, flat bars and channels to give you the versatility to complete your next project.

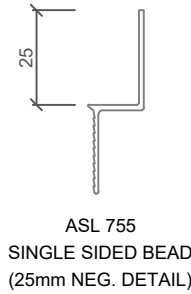
- Single sided negative detail trims
- Flat bars, Channels, Angles
- 100's of options of available and in stock for immediate dispatch



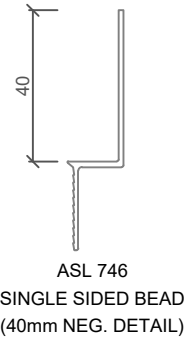
Standard Suite Profiles - For all Stud types and sizes



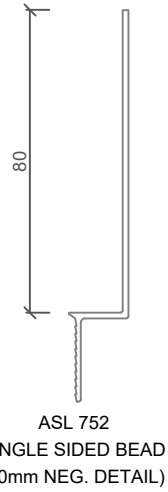
ASL 750
SINGLE SIDED BEAD
(13mm NEG. DETAIL)



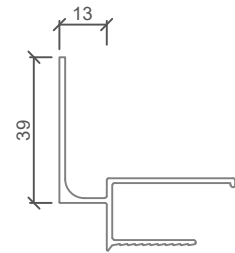
ASL 755
SINGLE SIDED BEAD
(25mm NEG. DETAIL)



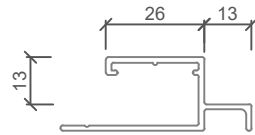
ASL 746
SINGLE SIDED BEAD
(40mm NEG. DETAIL)



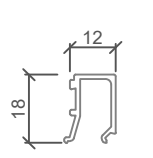
ASL 752
SINGLE SIDED BEAD
(80mm NEG. DETAIL)



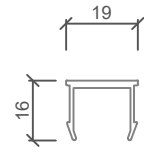
ASL 760
CEILING TRIM (13mm NEG. DETAIL)



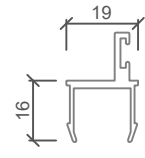
ASL 906
NEGATIVE CAP



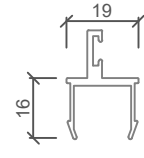
ASL 610
GLAZING BEAD



ASL 648
POCKET FLUSH INFILL



ASL 545
POCKET DOOR STOP
UP TO 40mm DOOR



ASL 547
POCKET DOOR STOP
UP TO 50mm DOOR